




Giant Killer
SERIES

Subwoofer Cable

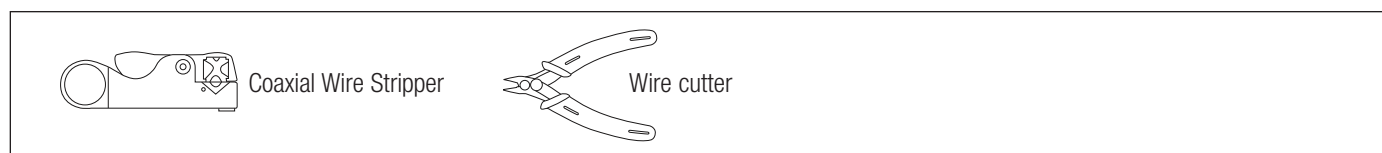
Kit Assembly Instructions

This DIY Subwoofer Kit is part of Bruce Brisson's "Giant Killer" Series.

Here's what's included in your DIY Subwoofer kit:

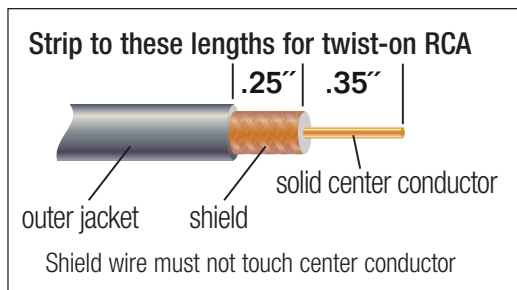


Here's are the tools you'll need:



Here's what you do: Cut, Strip and Twist!

- **CUT** cable to desired length
- **STRIP** both ends, exposing shield and center conductor as shown below
- **TWIST** connectors fully onto both ends of the cable



Connect to your subwoofer:

- Insert one end of the finished cable assembly into your "LFE" or "Subwoofer Out" jack on the back of your receiver or pre-amp. Connect the other end to the input jack(s) on the subwoofer. Many subwoofers have dual inputs. A Y-connector is provided to connect this (dual input) type of sub., which will ordinarily result in 6dB of gain!



Manufactured by Music Interface Technologies™, 4130 Citrus Avenue, Rocklin, CA 95677, 916-625-0129 www.diyaudiocables.com